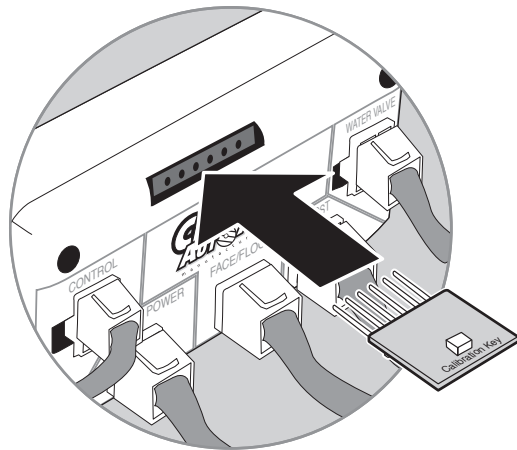



1




Insert Calibration Key as shown (LED up) into 6-pin connection in ECU

2



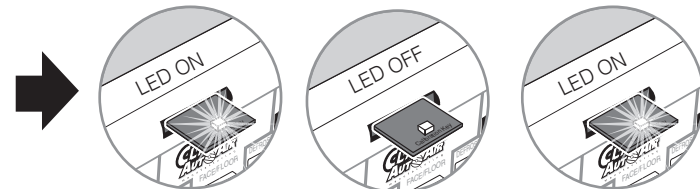
Start by positioning the D.E.R. knobs as shown:
Fan: Off
Mode: Floor
Temp: Cold

3




Move Fan Knob to High...

YOU WILL SEE...

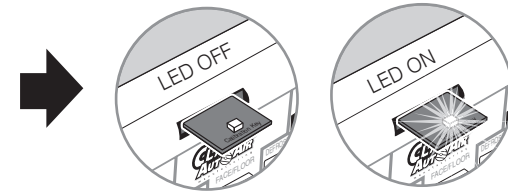


4




Move MODE knob to DASH
in one motion

AFTER YOU MOVE THE KNOB YOU WILL SEE...

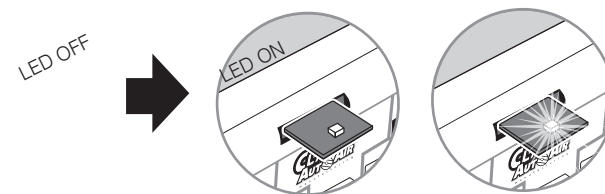


5



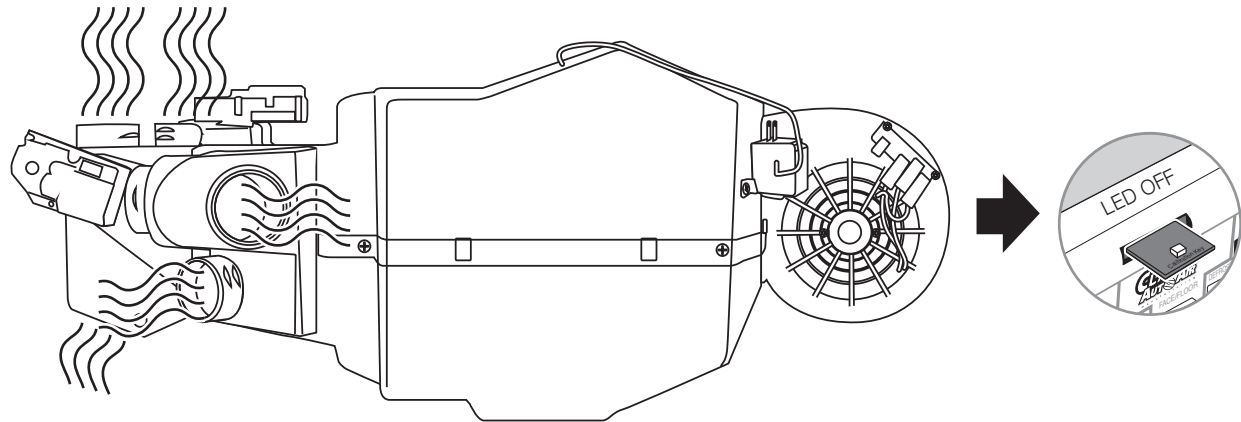
Move TEMP knob to HOT
in one motion

AFTER YOU MOVE THE KNOB YOU WILL SEE...




6

You will be able to hear the internal door(s) move back and forth and feel air coming out of the outlets

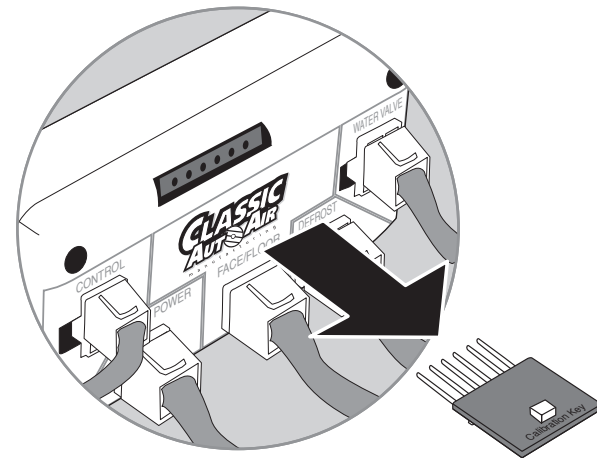


7



Move FAN knob to OFF

8



REMOVE CALIBRATION KEY FROM ECU AND STORE IN A SAFE PLACE

