


6-304 INSTALLATION INSTRUCTIONS

1966-67 MOPAR 318 BIG BLOCK

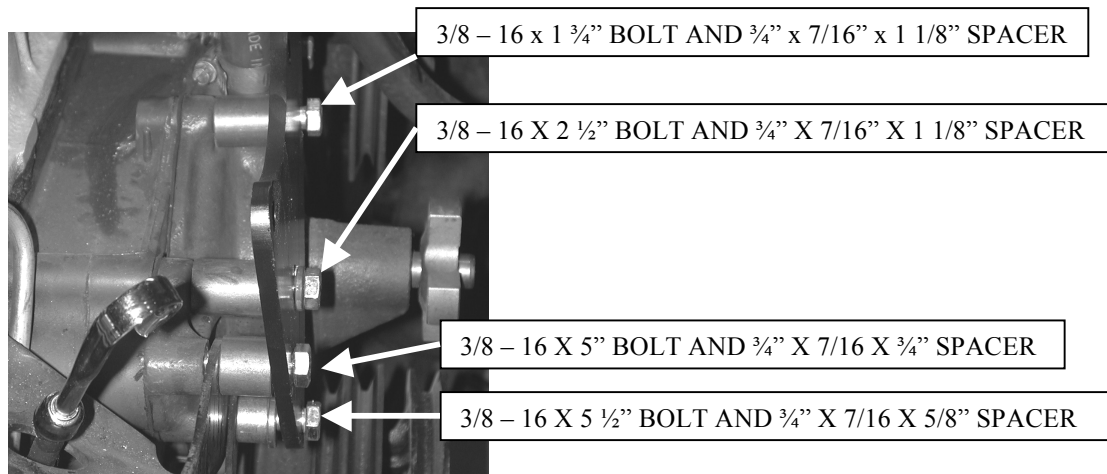

ENGINE KIT



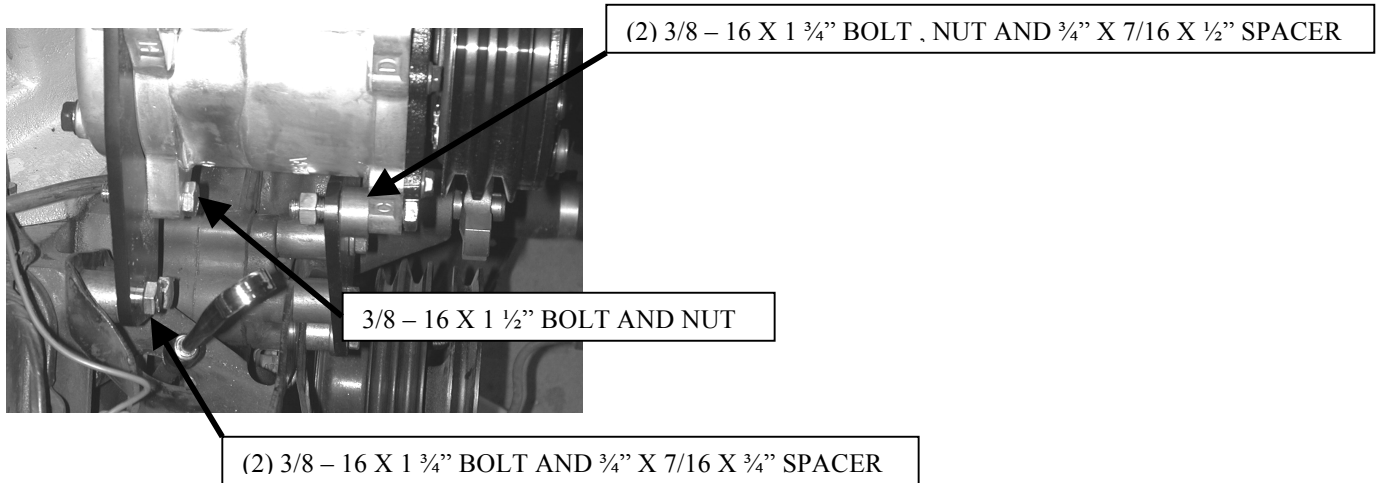
Remove fan, fan shroud, and water pump pulley.

Attach Crankshaft pulley to the inside of the original pulley using (3) $\frac{5}{16}$ – 18 x 1 $\frac{3}{4}$ " hex head bolts.



Attach the front vertical to the water pump using the hardware as shown in the picture below.



Install rear vertical through the original alternator bracket as shown.
Also attach the compressor to the kit as shown.



Install rear brace to the intake bolt and the upper compressor bolt as shown.



Install the idler eccentric and pulley to the front vertical. Using (1) $\frac{1}{2}$ "-20 x 1" bolt.

Install drive belt 15485.
(Part# 15485 49 $\frac{1}{2}$ " belt length) NOT INCLUDED